



MONTHLY FIXED INCOME UPDATE

Hank Cunningham

December 8, 2020

Interest Rate Summary	Nov-30-20	Dec-31-19	Dec-31-18	29-Dec-17	30-Dec-16	31-Dec-15
U.S.						
3-Month T-Bill	0.08%	1.55%	2.36%	1.38%	0.50%	0.16%
2-Year Treasury	0.15%	1.57%	2.49%	1.89%	1.19%	1.31%
10-Year Treasury	0.84%	1.92%	2.69%	2.41%	2.44%	2.27%
Canada						
3-Month T-Bill	0.11%	1.65%	1.64%	1.05%	0.45%	0.51%
2-Year Canada	0.25%	1.69%	1.86%	1.69%	0.74%	0.48%
10-Year Canada	0.67%	1.70%	1.97%	2.04%	1.72%	1.39%

Performance

	YTD	2019	2018	2017	2016	2015	2014
DEX Universe Bond Index	8.29%	6.87%	1.41%	2.52%	3.52%	3.52%	8.79%
DEX Federal Bond Index	7.24%	3.73%	2.39%	0.13%	3.66%	3.66%	6.91%
DEX Provincial Bond Index	9.42%	9.07%	0.66%	4.33%	4.14%	4.14%	12.18%
DEX All Corporate Index	7.95%	8.05%	1.10%	3.38%	2.71%	2.71%	7.58%
DEX "A" Corporate Index	8.30%	9.65%	0.51%	4.42%	2.62%	2.62%	9.10%
DEX Real Return Bonds	12.64%	8.02%	-0.05%	0.72%	2.79%	2.79%	13.18%
DEX High Yield Bonds	5.32%	8.48%	2.15%	5.20%	13.79%	-5.58%	2.64%

All sectors produced positive performance in November and have recorded impressive year-to-date gains. Real Return bonds continue to lead the way. High-yield bonds are lagging investment-grade bonds.

	Nov-30-20	Oct-30-20	Sep-30-20	Aug-31-20	Jul-31-20	Jun-30-20	May-29-20	Apr-30-20
U.S. 3-month T Bills	0.08%	0.09%	0.10%	0.10%	0.09%	0.14%	0.14%	0.10%
U.S. 2-year bonds	0.15%	0.16%	0.13%	0.13%	0.11%	0.15%	0.16%	0.20%
U.S. 10-year bonds	0.84%	0.88%	0.69%	0.71%	0.53%	0.66%	0.65%	0.61%

Bond yields were essentially unchanged last month. The U.S. ten-year note approached 1% but fell back mostly on pandemic-related fears and a degree of uncertainty prior to the election. After positive vaccine news and the prospect of more fiscal stimulus, the ten-year shot up close to 1% again before subsiding at month-end. Since month-end, they have climbed back to 0.96%. The yield curve displayed no net change but remained at recent steep levels.

Short-term yields remain anchored by the Federal Reserve and the Bank of Canada and most other global central banks.

While the economic recovery continues in the U.S., there are signs that it may be slowing: employment gains, retail sales, initial jobless claims and ISM production have all displayed mild weakness. Of note is that U.S. M2 money supply has soared to a year-over-year percentage gain in excess of 22%. While this development might typically raise inflation alarm bells, it has not during this pandemic time, as this massive increase in money supply has ended up in savings without being spent and thus not contributing to inflationary pressures.

Canada reported better-than-expected job growth and a solid third quarter GDP growth. The loonie has benefitted from improving commodity prices.

The rest of the world, notably China, continues to rebound. Even in Europe, pockets of strength have emerged.

Inflation has begun to rear its head, both reported and anticipated. Real return yields have risen faster than nominal yields, driving real yields further negative.

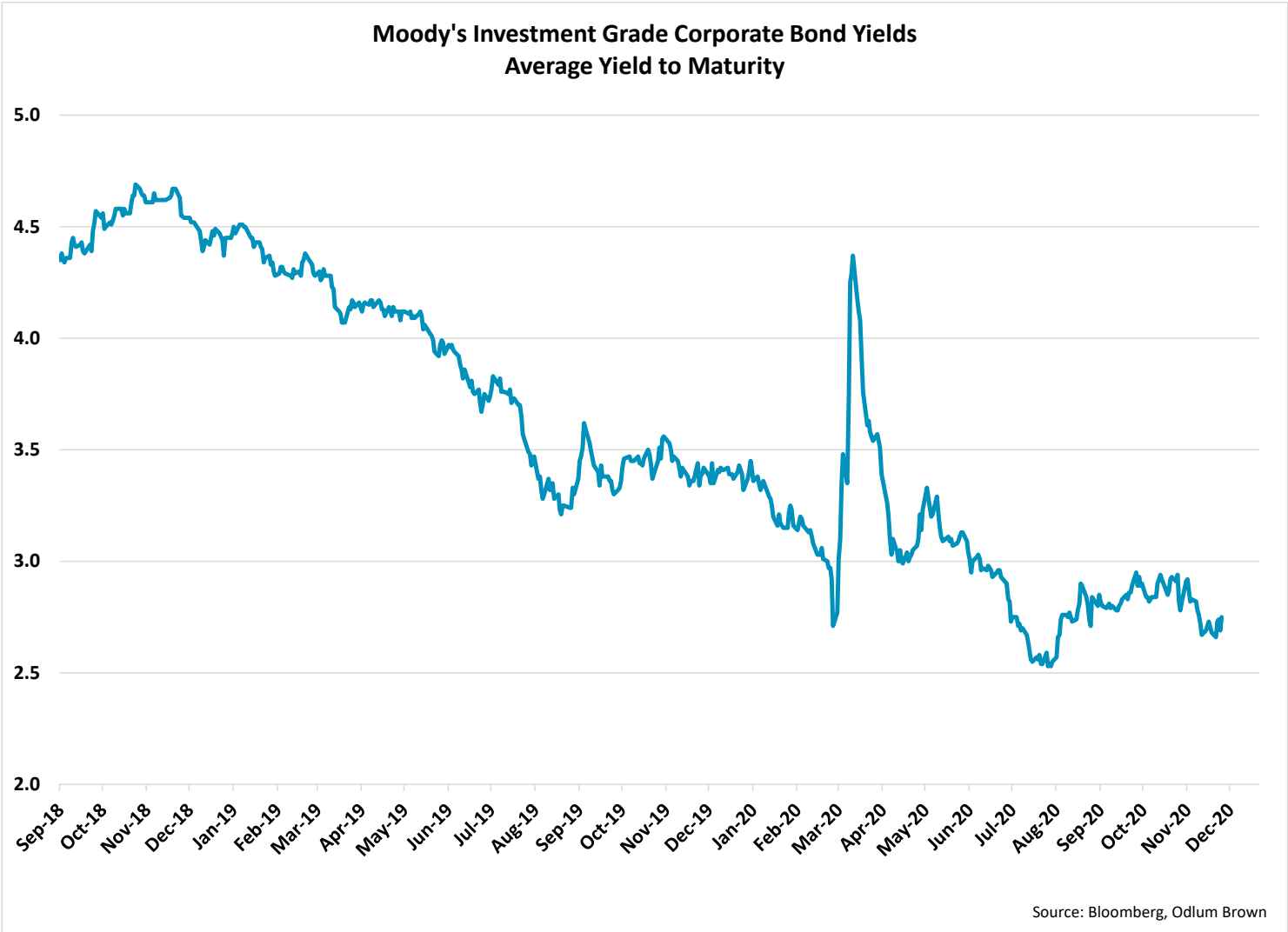
U.S. 10-Year Treasury

Yield (%)

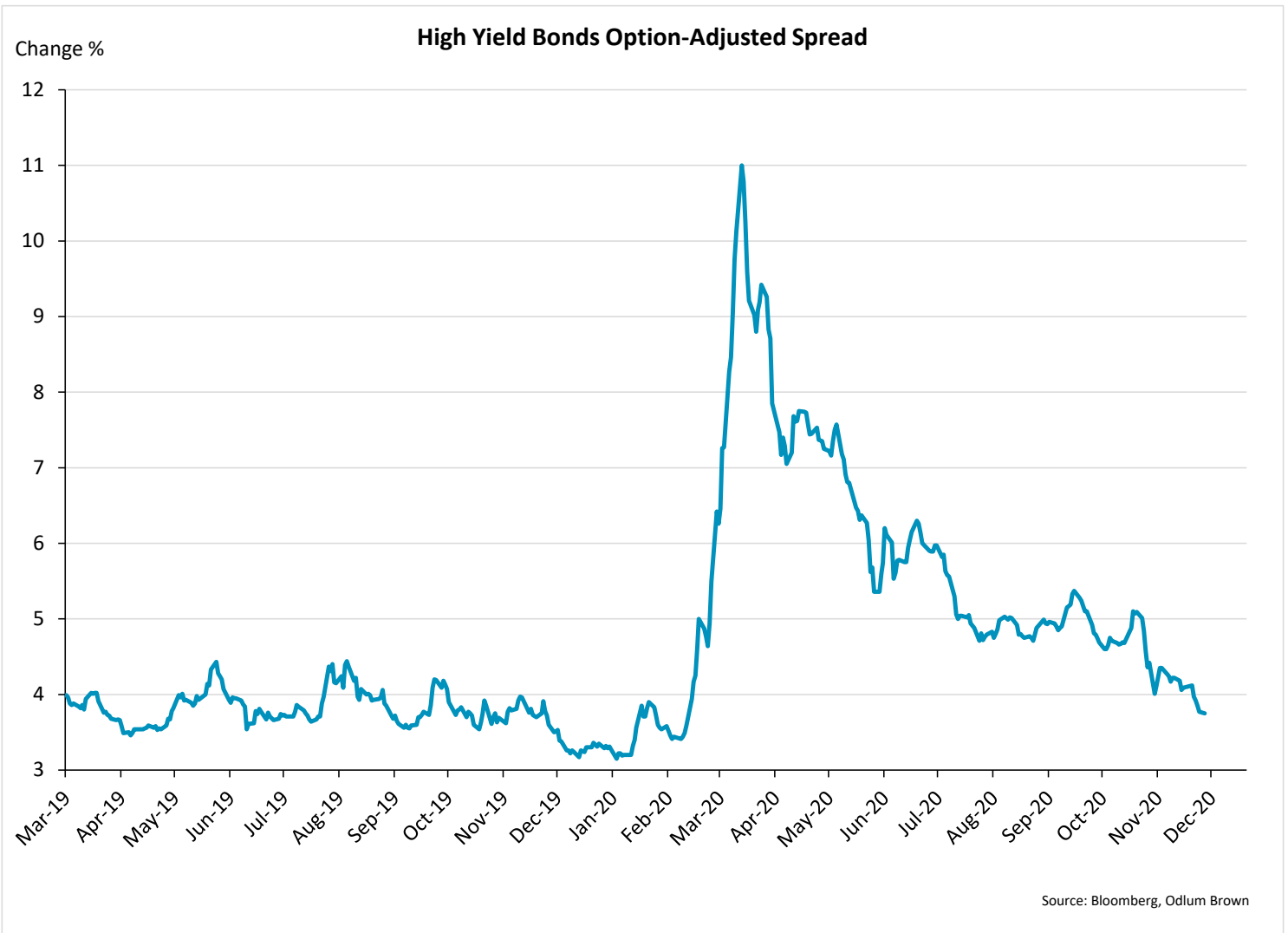


Source: Bloomberg, Odium Brown

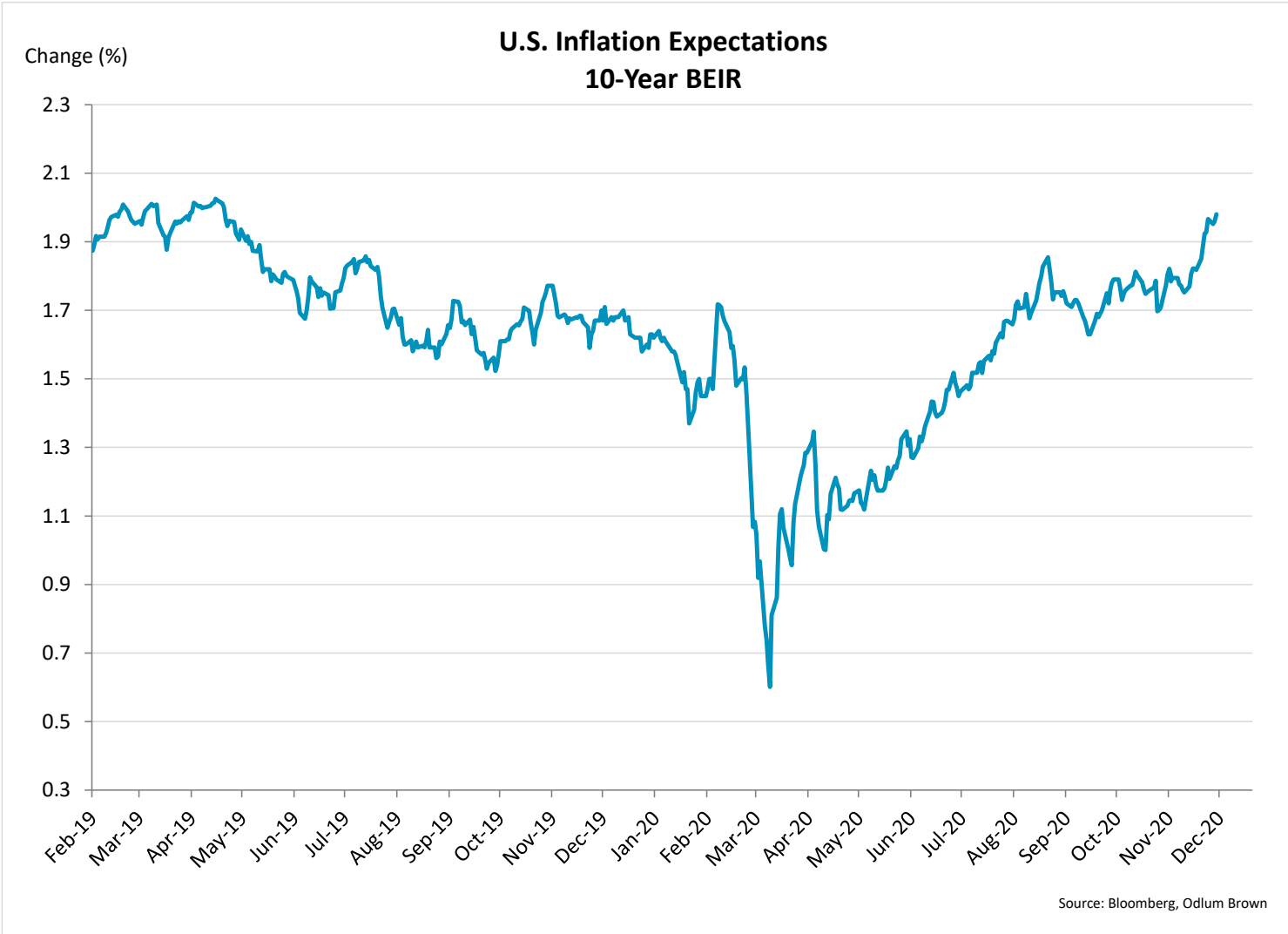
This global bellwether issue is displaying a mild upward pattern in yield and has approached 1% twice.



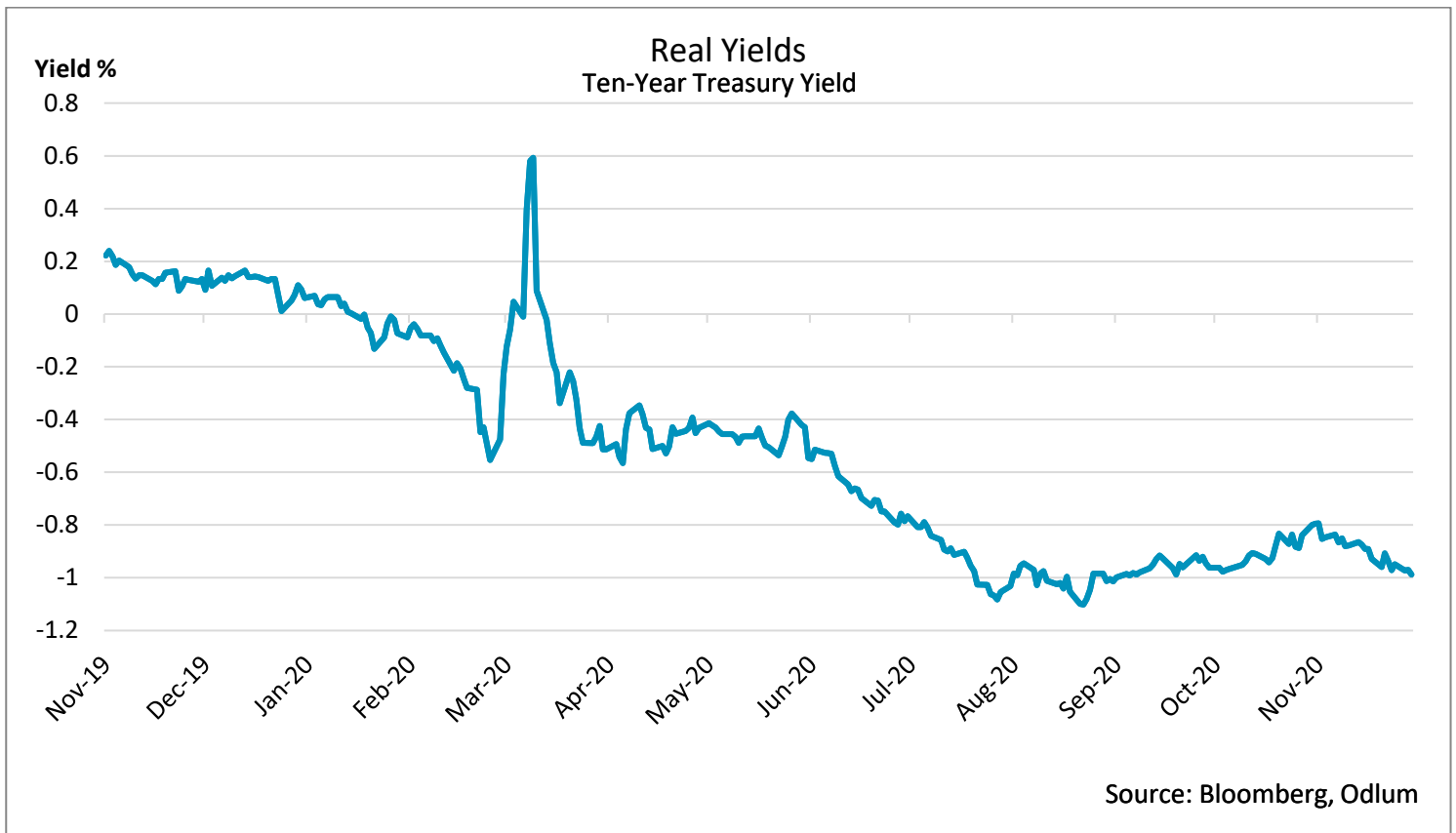
Investment-grade corporate bond yields have stabilized.



The high yield market resumed its rally after pausing for two months.



Inflation expectations have moved higher and are approaching 2%.



Real yields are moving further negative after months of improvement.

Outlook

Our view remains that nominal bond yields will trend higher. With Central Banks anchoring short-term yields indefinitely, this argues for a steeper yield curve. The question remains about how serious the Federal Reserve will become when the ten-year breaches 1%. Thus far, there has been no mention of yield curve control.

Inflation expectations resumed their climb and are approaching 2%. With upwards pressure on prices of all kinds growing in the pipeline, it seems likely that inflation will exceed 2% in 2021, putting further upward pressure on nominal bond yields. With vaccines about to roll out and with further fiscal stimulus likely to come from the new administration in Washington, the recovery should gather pace again.

Corporate bond yields have fallen to the point where they are close to offering zero yield after inflation and are unlikely to fall further, especially in light of rising treasury yields.

Strategy

We continue to stress the importance of including high-quality fixed income securities in client portfolios. In this environment, we favour non-cyclical corporate bonds of maturities less than five years, such as those issued by utilities, banks, telecommunications and recurring-revenue businesses.

The rally in corporate bonds is close to an end but with investment-grade bonds still offering attractive yield premiums over government bonds, they will continue to attract strong investor demand.

We have long recommended the laddered approach to fixed income investing. We continue to do so.

Eventually, we will turn our attention to inflation-protected bonds, once it is clear that the recent acceleration in inflation is more than cyclical.

For several years, we have had an approved list of outside fund managers. At present, in order to augment returns and benefit from their expertise in credit markets, we recommend two of these managers in particular, who are well positioned for this market environment. For further discussion, please speak to your Portfolio Manager or Investment Advisor.

Please read our Odlum Brown Limited Disclaimer and Disclosure - It is important!

Odlum Brown Limited is an independent, full-service investment firm focused on providing professional investment advice and objective research. We respect your right to be informed of relationships with the issuers or strategies referred to in this report which might reasonably be expected to indicate potential conflicts of interest with respect to the securities or any investment strategies discussed or recommended in this report. We do not act as a market maker in any securities and do not provide investment banking or advisory services to, or hold positions in, the issuers covered by our research. Analysts and their associates may, from time to time, hold securities of issuers discussed or recommended in this report because they personally have the conviction to follow their own research, but we have implemented internal policies that impose restrictions on when and how an Analyst may buy or sell securities they cover and any such interest will be disclosed in our report in accordance with regulatory policy. Our Analysts receive no direct compensation based on revenue from investment banking services. We describe our research policies in greater detail, including a description of our rating system and how we disseminate our research, on the Odlum Brown Limited website.

This report has been prepared by Odlum Brown Limited and is intended only for persons resident and located in all the provinces and territories of Canada, where Odlum Brown Limited's services and products may lawfully be offered for sale, and therein only to clients of Odlum Brown Limited. This report is not intended for distribution to, or use by, any person or entity in any jurisdiction or country including the United States, where such distribution or use would be contrary to law or regulation or which would subject Odlum Brown Limited to any registration requirement within such jurisdiction or country. As no regard has been made as to the specific investment objectives, financial situation, and other particular circumstances of any person who may receive this report, clients should seek the advice of a registered investment advisor and other professional advisors, as applicable, regarding the appropriateness of investing in any securities or any investment strategies discussed or recommended in this report.

This report is for information purposes only and is neither a solicitation for the purchase of securities nor an offer of securities. The information contained in this report has been compiled from sources we believe to be reliable, however, we make no guarantee, representation or warranty, expressed or implied, as to such information's accuracy or completeness. All opinions and estimates contained in this report, whether or not our own, are based on assumptions we believe to be reasonable as of the date of the report and are subject to change without notice.

Please note that, as at the date of this report, the Research Analyst responsible for the recommendations herein, associates of such Analyst and/or other individuals directly involved in the preparation of this report hold securities of some of the issuer(s) referred to directly or through derivatives.

No part of this publication may be reproduced without the express written consent of Odlum Brown Limited. Odlum Brown Limited is a Member of the Canadian Investor Protection Fund.
