



## MONTHLY FIXED INCOME UPDATE

Hank Cunningham

October 14, 2020

Interest Rate Summary	Sep-30-20	Dec-31-19	Dec-31-18	29-Dec-17	30-Dec-16	31-Dec-15
<b>U.S.</b>						
3-Month T-Bill	0.10%	1.55%	2.36%	1.38%	0.50%	0.16%
2-Year Treasury	0.13%	1.57%	2.49%	1.89%	1.19%	1.31%
10-Year Treasury	0.69%	1.92%	2.69%	2.41%	2.44%	2.27%
<b>Canada</b>						
3-Month T-Bill	0.12%	1.65%	1.64%	1.05%	0.45%	0.51%
2-Year Canada	0.25%	1.69%	1.86%	1.69%	0.74%	0.48%
10-Year Canada	0.56%	1.70%	1.97%	2.04%	1.72%	1.39%

### Performance

	YTD	2019	2018	2017	2016	2015	2014
DEX Universe Bond Index	8.00%	6.87%	1.41%	2.52%	3.52%	3.52%	8.79%
DEX Federal Bond Index	7.55%	3.73%	2.39%	0.13%	3.66%	3.66%	6.91%
DEX Provincial Bond Index	9.20%	9.07%	0.66%	4.33%	4.14%	4.14%	12.18%
DEX All Corporate Index	6.82%	8.05%	1.10%	3.38%	2.71%	2.71%	7.58%
DEX "A" Corporate Index	7.00%	9.65%	0.51%	4.42%	2.62%	2.62%	9.10%
DEX Real Return Bonds	10.99%	8.02%	-0.05%	0.72%	2.79%	2.79%	13.18%
DEX High Yield Bonds	2.46%	8.48%	2.15%	5.20%	13.79%	-5.58%	2.64%

All sectors produced positive performance in September. For the first time in five months, government bonds outperformed corporate bonds as the credit rally petered out. Real return bonds continued to perform well.

	Sep-30-20	Aug-31-20	Jul-31-20	Jun-30-20	May-29-20	Apr-30-20	Mar-31-20	Feb-28-20
<b>U.S. 3-month T Bills</b>	0.10%	0.10%	0.09%	0.14%	0.14%	0.10%	0.09%	1.28%
<b>U.S. 2-year bonds</b>	0.13%	0.13%	0.11%	0.15%	0.16%	0.20%	0.25%	0.92%
<b>U.S. 10-year bonds</b>	0.69%	0.71%	0.53%	0.66%	0.65%	0.61%	0.67%	1.15%

After rising in August, yields were largely unchanged in September. Central banks are anchoring short-term yields near zero. The stop-and-go economic recovery continued in North America in September and thus far into October. Growth, while positive, has been uneven around most of the globe. The recovery in China, the first major country out of the pandemic, has gathered strength and has broadened from industrial production to retail sales.

The labour market has continued to add jobs, although the latest U.S. employment numbers were weaker than forecasted. Canada, however, produced a blockbuster jobs report; adding some 374,000 jobs, more than twice consensus estimate.

Overall, inflation expectations softened and commodity prices, notably gold and copper, eased.

On the positive side, manufacturing expanded, existing and new home sales soared, while consumer confidence remained elevated. Retail sales were disappointing as were housing starts.

The Federal Reserve issued dovish comments following the latest FOMC meeting in mid-September. Bond yields fell in the aftermath but they moved back up after the economic indicators came in positive.

Earlier in October, bond yields pushed to four-month highs and the yield curve steepened. This was a result of heightened expectations for another round of fiscal stimulus; it also contributed to the end of the rally in investment grade and high yield bonds. For the third quarter, there were \$267 billion worth of new corporate issues, which is a new record.

As to Canada, our GDP rose 3% in July with an increase of 1% forecast for August. This leaves Canada 5.8% below the February level. Our inflation numbers are much weaker than in the U.S.

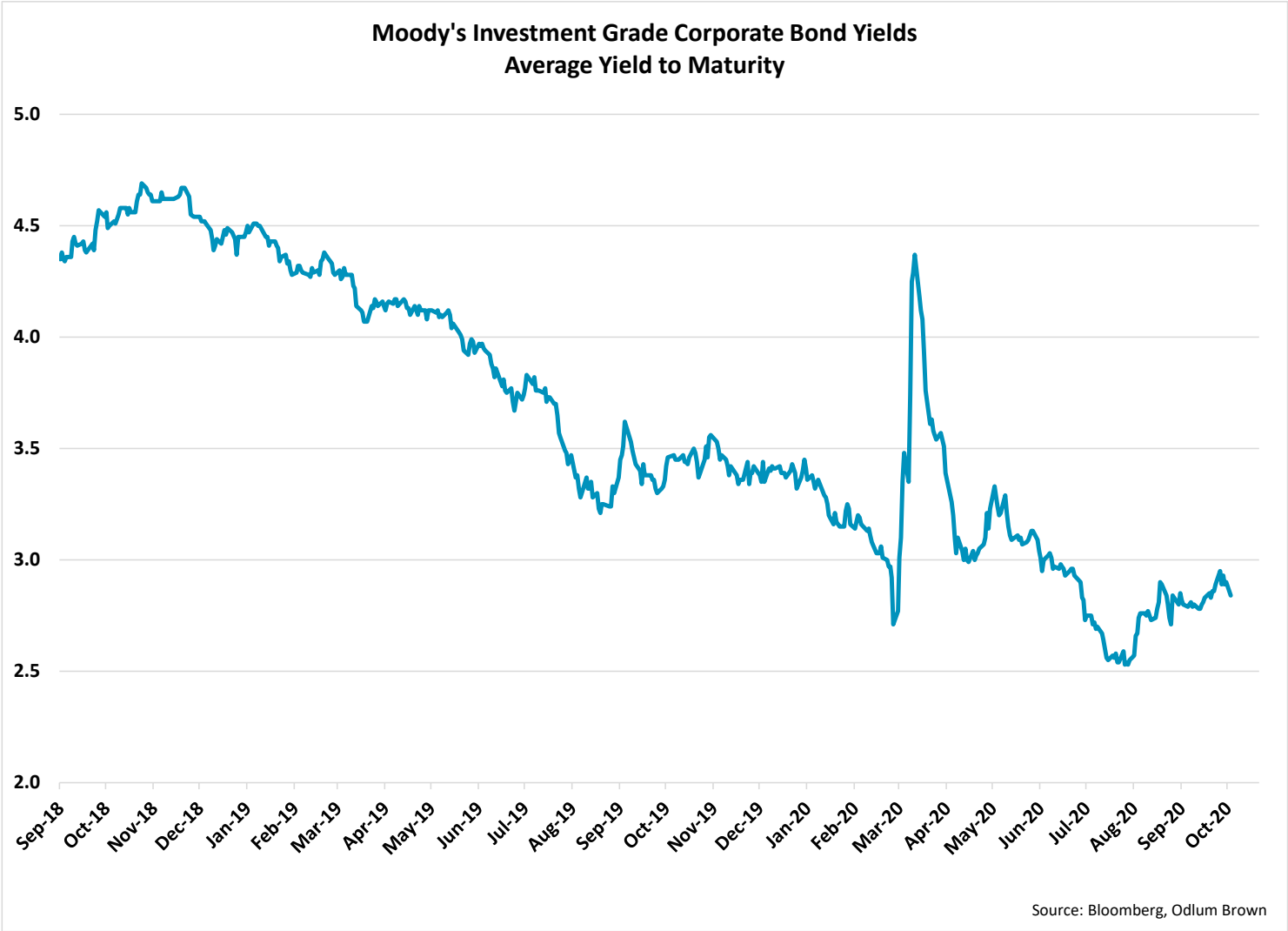
# U.S. 10-Year Treasury

Yield (%)

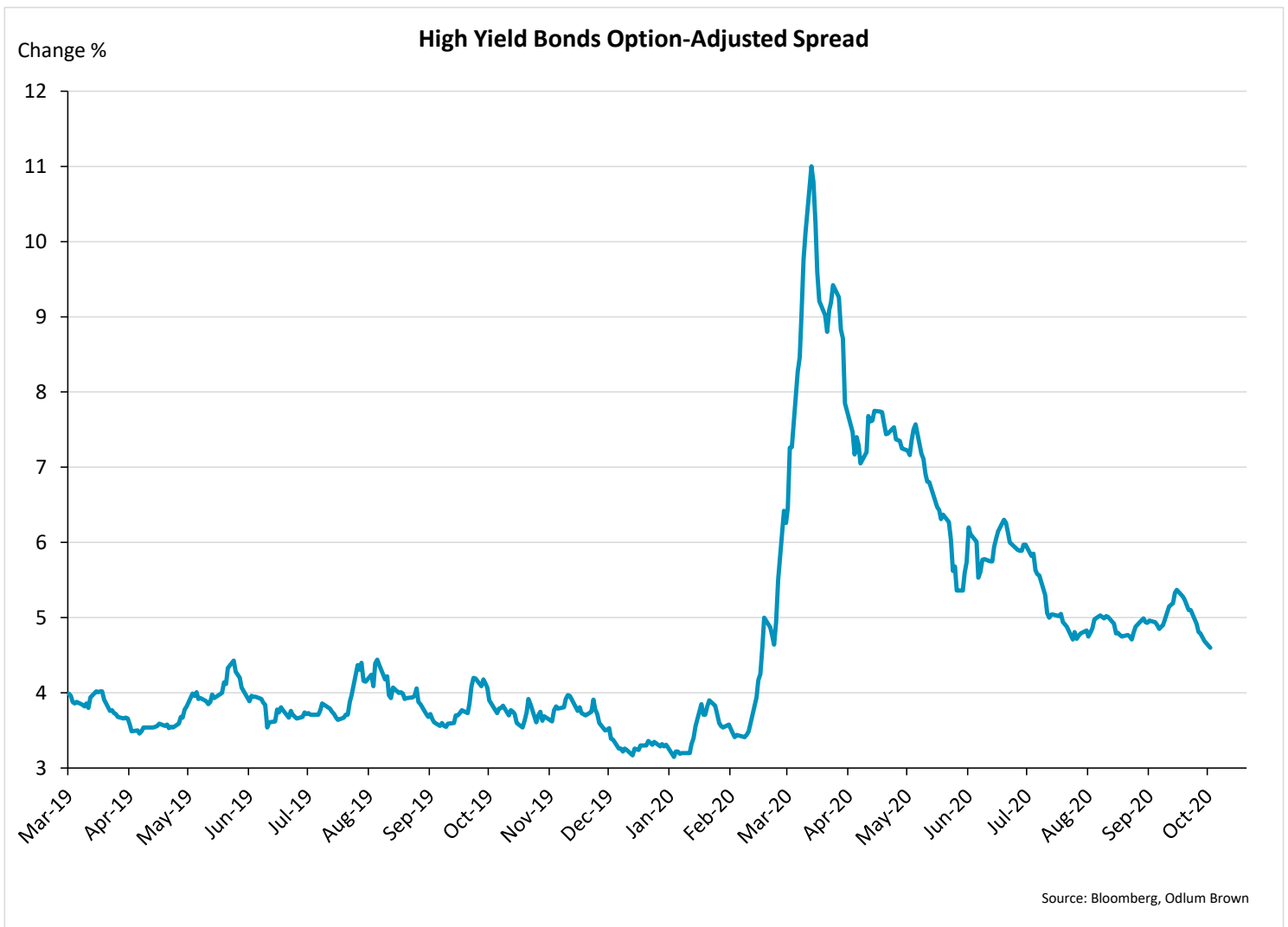


Source: Bloomberg, Odium Brown

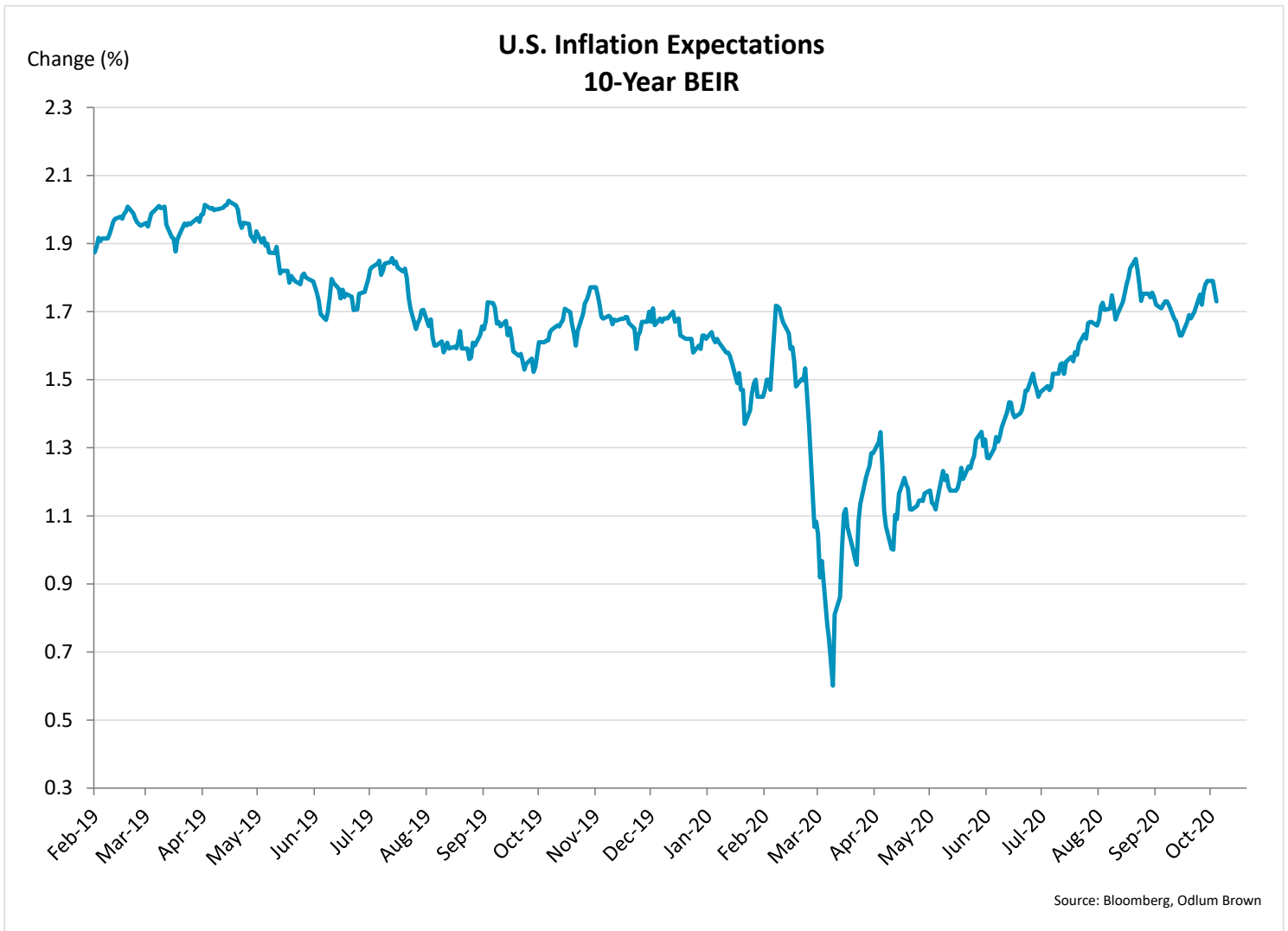
This global bellwether issue is displaying a mild upward pattern in yield.



**Investment grade corporate bonds reversed their improvement as U.S. Treasury yields moved up. Demand for corporate bonds remains strong.**



**The high yield market has also improved but in an uneven fashion. After pausing as U.S. Treasury yields ticked up, high yield bonds improved.**



**Inflation expectations eased in the past month.**

**Outlook**

We expect the stop-and-go U.S. economic recovery to continue; it may begin to falter unless another round of fiscal stimulus happens. There is uncertainty about this stimulus and there is also the matter of the election.

For now, inflation expectations have eased. Central banks have maintained liberal monetary policies with no change likely for a couple of years. The burden thus falls on the fiscal side where more stimulus is necessary while the pandemic continues.

There is an upward bias to bond yields and there is a possibility that the U.S. Ten-year note could reach 1%. Central banks are loath to let rising bond yields interfere with the recovery. While they appear to be opposed to formal yield curve control, they could extend the term of their quantitative easing purchases to contain yields.

Consumer confidence and retail sales will continue to be key indicators for the trend of the economy and bond yields.

## **Strategy**

We continue to stress the importance of including high-quality fixed income securities in client portfolios. In this environment, we favour non-cyclical corporate bonds, such as those issued by utilities, banks, telecommunications and recurring-revenue businesses.

The rally in corporate bonds has ended for now but with investment grade bonds still offering attractive yield premiums over government bonds, they will continue to attract strong investor demand.

We have long recommended the ladder approach to fixed income investing. We continue to do so.

Eventually, we will turn our attention to inflation-protected bonds, once it is clear that the recent acceleration in inflation is more than cyclical.

For several years, we have had an approved list of outside fund managers. At present, in order to augment returns and benefit from their expertise in credit markets, we recommend two of these managers in particular, who are well positioned for this market environment. For further discussion, please speak to your Portfolio Manager or Investment Advisor.

---

Please read our Odlum Brown Limited Disclaimer and Disclosure - It is important!

Odlum Brown Limited is an independent, full-service investment firm focused on providing professional investment advice and objective research. We respect your right to be informed of relationships with the issuers or strategies referred to in this report which might reasonably be expected to indicate potential conflicts of interest with respect to the securities or any investment strategies discussed or recommended in this report. We do not act as a market maker in any securities and do not provide investment banking or advisory services to, or hold positions in, the issuers covered by our research. Analysts and their associates may, from time to time, hold securities of issuers discussed or recommended in this report because they personally have the conviction to follow their own research, but we have implemented internal policies that impose restrictions on when and how an Analyst may buy or sell securities they cover and any such interest will be disclosed in our report in accordance with regulatory policy. Our Analysts receive no direct compensation based on revenue from investment banking services. We describe our research policies in greater detail, including a description of our rating system and how we disseminate our research, on the Odlum Brown Limited website.

This report has been prepared by Odlum Brown Limited and is intended only for persons resident and located in all the provinces and territories of Canada, where Odlum Brown Limited's services and products may lawfully be offered for sale, and therein only to clients of Odlum Brown Limited. This report is not intended for distribution to, or use by, any person or entity in any jurisdiction or country including the United States, where such distribution or use would be contrary to law or regulation or which would subject Odlum Brown Limited to any registration requirement within such jurisdiction or country. As no regard has been made as to the specific investment objectives, financial situation, and other particular circumstances of any person who may receive this report, clients should seek the advice of a registered investment advisor and other professional advisors, as applicable, regarding the appropriateness of investing in any securities or any investment strategies discussed or recommended in this report.

This report is for information purposes only and is neither a solicitation for the purchase of securities nor an offer of securities. The information contained in this report has been compiled from sources we believe to be reliable, however, we make no guarantee, representation or warranty, expressed or implied, as to such information's accuracy or completeness. All opinions and estimates contained in this report, whether or not our own, are based on assumptions we believe to be reasonable as of the date of the report and are subject to change without notice.

Please note that, as at the date of this report, the Research Analyst responsible for the recommendations herein, associates of such Analyst and/or other individuals directly involved in the preparation of this report hold securities of some of the issuer(s) referred to directly or through derivatives.

No part of this publication may be reproduced without the express written consent of Odlum Brown Limited. Odlum Brown Limited is a Member of the Canadian Investor Protection Fund.

---